

Greenyard is a global market leader of fresh, frozen and prepared fruit & vegetables, flowers, plants and growing media. Counting Europe's leading retailers amongst its customer base, the group provides efficient and sustainable solutions to customers and suppliers through best-in-class products, market-leading innovation, operational excellence and outstanding service.

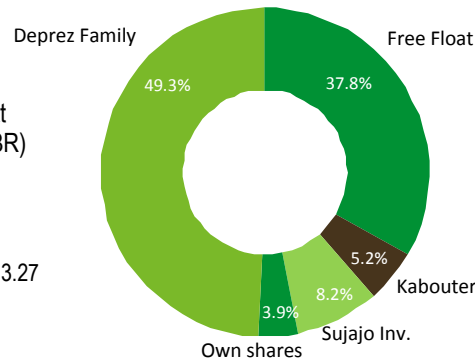
Management team

Hein Deprez, CEO
Carl Peeters, COO

Greenyard shares trade on Euronext
(TICKERS: GREEN BB; GREENY.BR)

Shares issued 44.4 million
Voting rights 44.4 million
Market Cap. (28 Feb) € 821 million
12-m Hi/Lo: € 22.15 / € 13.27

Current ownership



Share price evolution



Our vision is to make lives **healthier** by helping people **enjoy** fruit & vegetables at any moment, **easy**, **fast** and **pleasurable**, whilst **fostering** nature.



retailers in Europe



employees

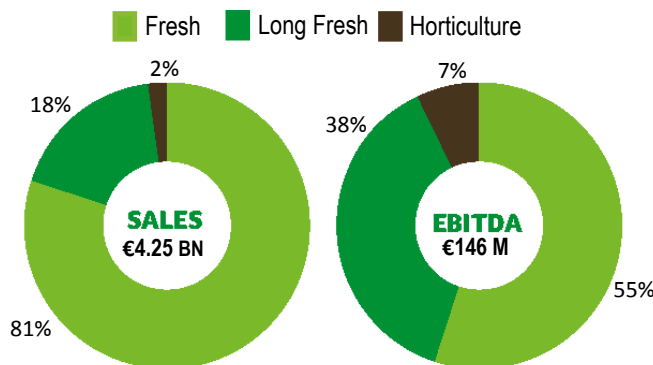


production units

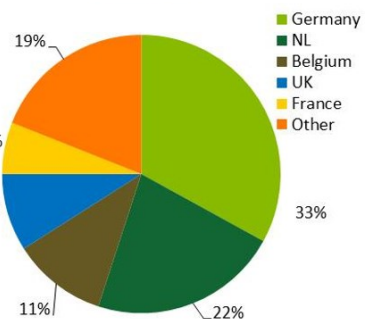


countries

Key Figures 2016-2017



REGIONAL SALES SPLIT



SALES: € 3,425.8 M
REBITDA: € 79.2 M



SALES: € 748.3 M
REBITDA: € 56.5 M



SALES: € 75.1 M
REBITDA: € 9.9 M

P & L	14/15	15/16	16/17
Sales ¹	4,012.2	3,967.3	4,249.2
REBITDA ¹	144.1	136.2	145.7
D&A	64.9	54.7	62.8
REBIT	73.3	60.4	81.6
Net profit	25.1	17.0	0.7
Average # of shares	16.5	38.3	44.3
Net financial debt ¹	421.3	382.9	324.2
Net financial debt/REBITDA ¹	2.9	2.8	2.2

¹ 14/15 & 15/16 are made pro-forma as if the 3 groups were already fully consolidated whereas the merger took place 19/06/2015

Balance Sheet	14/15	15/16	16/17
Assets	629.9	2,086.5	1,990.7
PPE	255.7	380.9	376.0
Goodwill & intangibles	31.8	839.6	830.5
Inventories	234.0	293.6	296.2
Receivables	80.9	387.4	320.6
Cash & equivalents	20.5	137.9	113.2
Other	7.1	47.1	54.2
Liabilities	629.9	2,086.5	1,990.7
Equity	221.8	728.3	706.3
Interest-bearing loans	256.8	523.0	418.9
Payables	125.9	741.9	757.7
Other	25.4	93.3	107.7