



Gender Pay Gap Report 2025.

GREENYARD 

for a healthier future

Introduction

This is our Gender Pay Gap report for Greenyard Frozen UK Ltd (comprising of two sites in Kings Lynn, Norfolk and Boston, Lincolnshire). Our data was collected as at the snapshot date of 5th April 2025.

Greenyard Frozen UK Ltd is committed to the principle of equal opportunities and equal treatment for all employees. We have a clear policy of paying employees equally for the same or equivalent work, regardless of their sex (or any other protected characteristic).

It is however possible to have a gender pay gap and to pay men and women fairly. Equal pay looks at the difference in men and women's pay for the same or similar work, whereas the gender pay gap is calculated by taking all employees across an organisation and comparing the average pay between men and women.

We remain confident that our gender pay gap does not stem from paying men and women differently for the same or equivalent work. Rather our gender pay gap is the result of the roles in which men and women occupy within the business and the salaries that these roles attract.

We work closely with our Diversity, Equity & Inclusion Committee making efforts to balance the proportion of men and women more evenly across all pay levels of Greenyard Frozen UK.



Declaration

I confirm that our data has been calculated according to the requirements of the Equality Act 2010 (Gender Pay Gap Information) Regulations 2017.

A handwritten signature in black ink, appearing to read 'B. Legrove', enclosed within a hand-drawn oval.

Brendan Legrove,
General Manager UK & Ireland,
Greenyard Frozen UK Ltd

Our Data Explored

Pay calculated for the pay period including 05/04/2025

Bonus calculated for the year 06/04/2024 to 05/04/2025

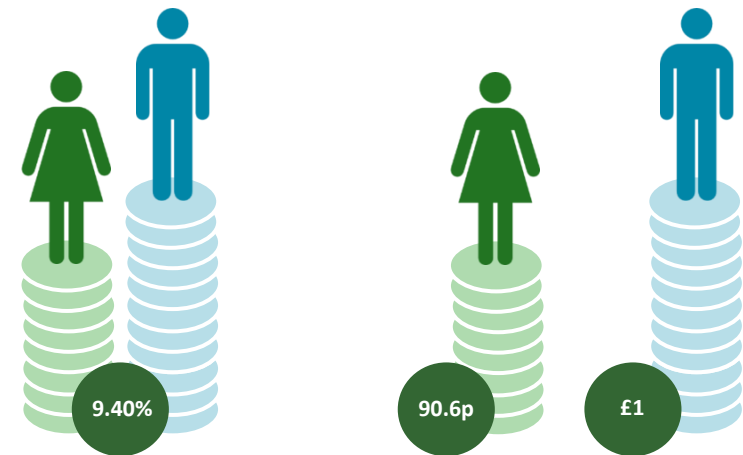
Our data was collected as at the snapshot date of 5th April 2025.

Our workforce comprised of 310 'full-pay relevant employees' at this date, for the purpose of this report. This consisted of 81 women (26.13%) and 229 men (73.87%).



Mean Gender Pay Gap

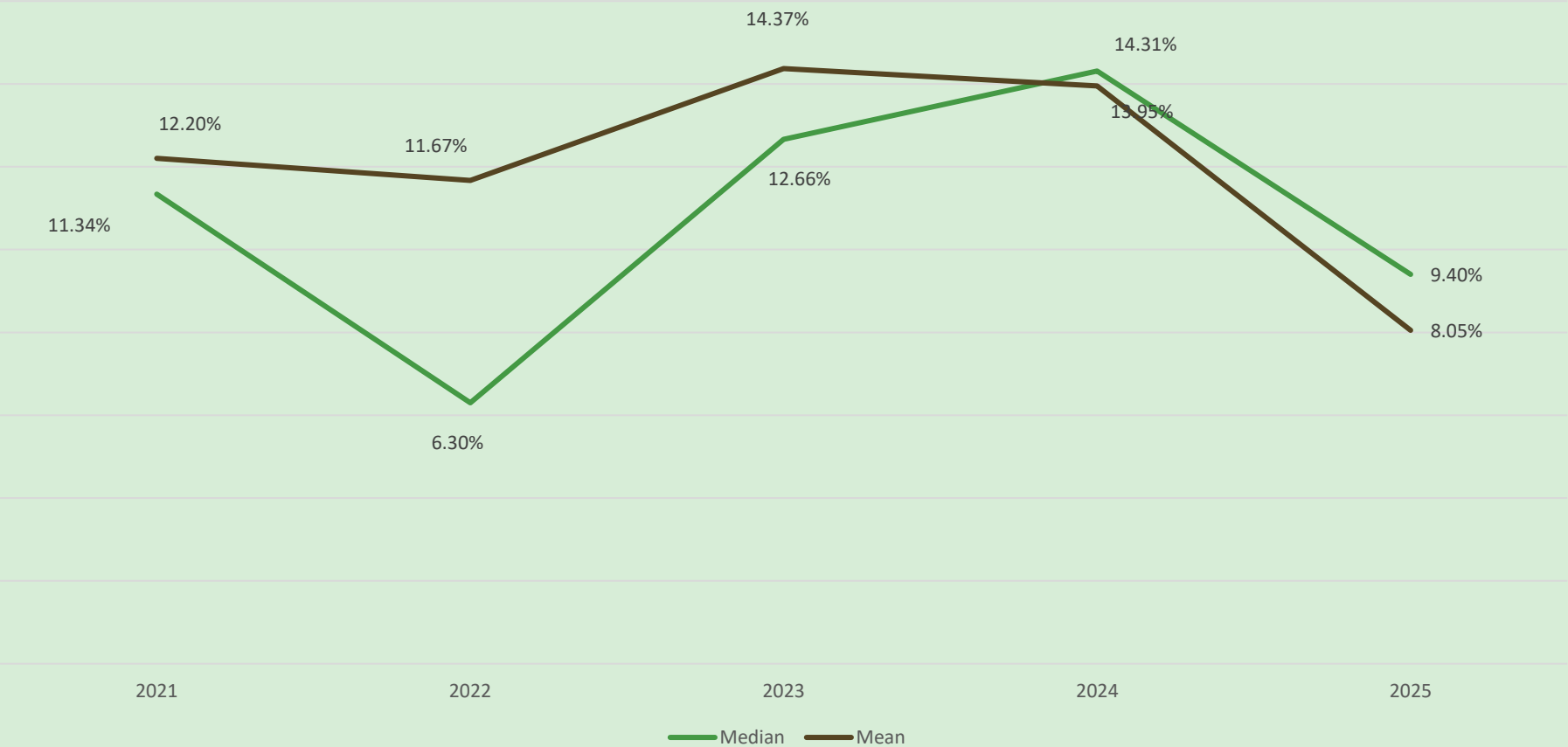
When comparing average hourly pay (mean), women receive 91.95p for every £1 that men receive



Median Gender Pay Gap

When comparing average hourly pay (median), women receive 90.6p for every £1 that men receive

Our mean and median gender pay gaps over the past 5 years.



The UK national figure for the gender pay gap among all employees was 12.8% in April 2025 (ONS, April 2025).

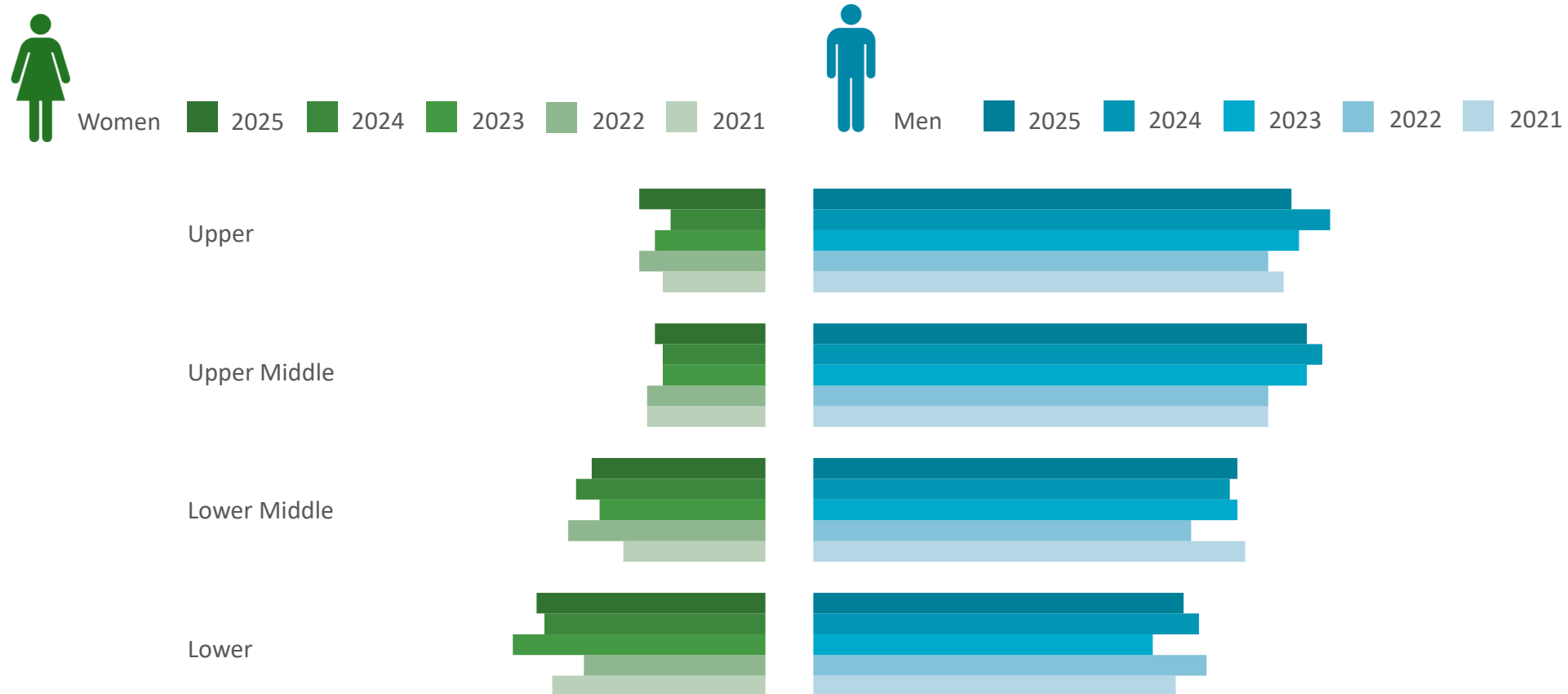
Our figures are below the national average, with our mean pay gap dropping to 8.05%, the lowest it has been since reporting began.

Our Pay Quartiles

Number of men and women in each pay quartile

Quartile figures are calculated by dividing the pay rates into four equal groups from the lowest to the highest and working out how many male and female employees are in each group.

In common with the manufacturing sector, our workforce is predominantly male with 229 men and 81 women within Greenyard Frozen UK Ltd at our snapshot date. Given that almost 74% of our workforce is male it is also the case that men outnumber women in every pay quartile.

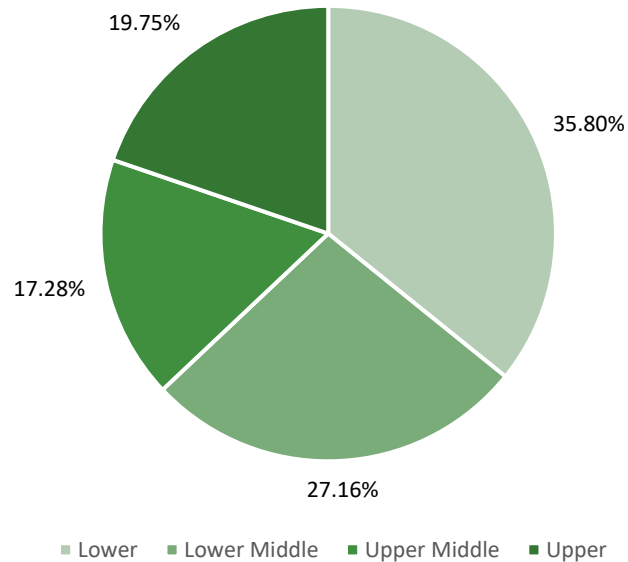


Our Pay Quartiles

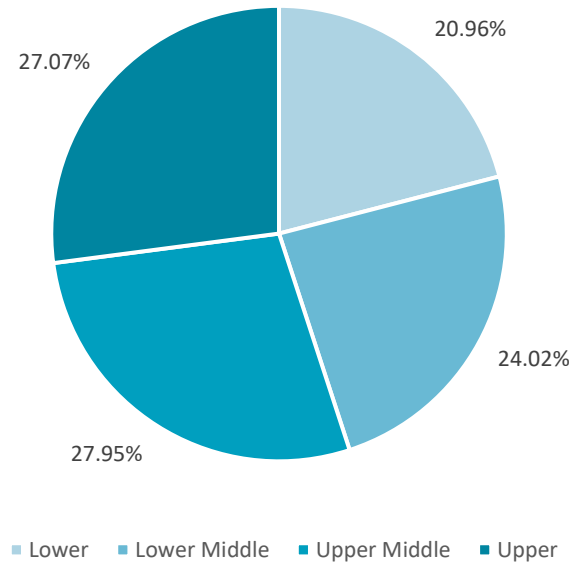
Distribution of Female/Male Workforce

The charts below illustrate the distribution by percentage of the female and male workforces between the pay quartiles.

% of Female Workforce



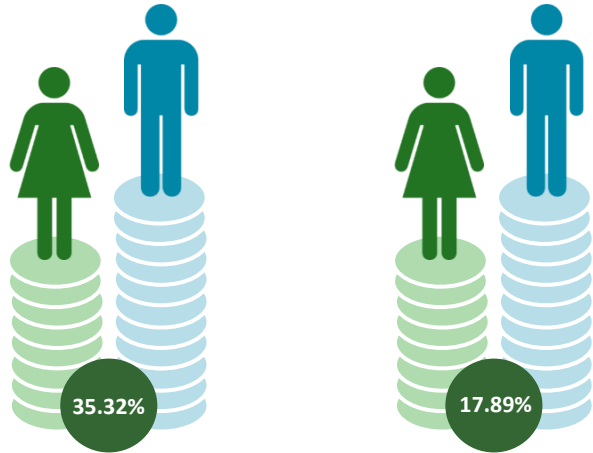
% of Male Workforce



We remain confident that our gender pay gap does not stem from paying men and women differently for the same or equivalent work. Rather our gender pay gap is the result of the high proportion of women in the lower pay quartile and under representation of females in more senior roles, however we have seen an increase of 5.32% of women in the upper quartile this year.

We will continue to work on the gender balance across the pay levels.

Bonus Pay Differences



Mean Bonus Gap

Median Bonus Gap

The bonus differences are expressed as the difference between the mean/median bonus for men and women as a percentage of the men's bonus pay. Positive values mean that the average rate for men is greater than for women.



Women

84.91% were paid a bonus



Men

87.21% were paid a bonus

Proportion of men and women receiving a bonus payment

The percentage of employees receiving bonuses are simply based on the numbers of 'relevant' male and 'relevant' female employees identified as having received some kind of bonus payment in the year.

The bonus payment calculations were based on all 'relevant employees' as required under the reporting legislation.

The mean gender bonus gap for Greenyard Frozen UK Ltd has increased by 3.67% compared to last year. The median gender bonus gap for Greenyard Frozen UK is 17.89%. This is a decrease of 4.72% in comparison to last year.

All employees of Greenyard Frozen UK Ltd are entitled to an annual bonus on completion of one years' service in addition to a long service bonus on reaching set milestones. Under our current policy, the Senior Management and Commercial Business Managers also attract a performance bonus. As the majority of these teams are male this has an impact on our gender bonus gap, however we have seen changes within these teams over recent years to include more women which has improved the gender bonus gap.

Looking Ahead.

We are committed to improving our gender pay gap within Greenyard Frozen UK Ltd.

We will:



Continue our work with our Diversity, Equity & Inclusion Committee to achieve better gender balance within our business and create a culture of equity and inclusion.



Explore how we can attract more women into the manufacturing sector to create a more even gender balance. As an equal opportunities' employer, we strongly believe in appointing the best candidate for the role, regardless of their gender or other factors covered by the Equality Act and value equally the unique contribution that an individual's experience, knowledge and skills can make.



Work closely with local schools/colleges to attract diverse talent at entry level, specifically with our apprenticeship programme and supporting the T-Level courses.



Continue to monitor pay and ensure there is no bias towards either gender from the point of recruitment and throughout all aspects of employment including promotion, opportunities for training, pay and benefits.



Review our family friendly policies to ensure they are inclusive and in line with the local market. We will encourage flexible working across all levels of our business to ensure that our people have the opportunity to work in a way that works best for their career aspirations and home life.



Continue with our succession plans to ensure we are identifying future talent, creating opportunities for progression and allowing employees to reach their full potential.

Thank you!

Let's lead the way to a healthier future for people,
planet and agriculture. Together.

GREENYARD 

